

turning vision into reality...

since 1976



 **Russwood[®]**

quality

As a family owned business for almost 40 years, we have the freedom to pursue excellence. We know that with everything we do, our name is on the line, so we take a lot of pride in our craftsmanship, work ethic and finished product.



value

We have worked hard over the years to make Russwood a name that can be trusted, by offering high quality products that add value to your learning environments.

service

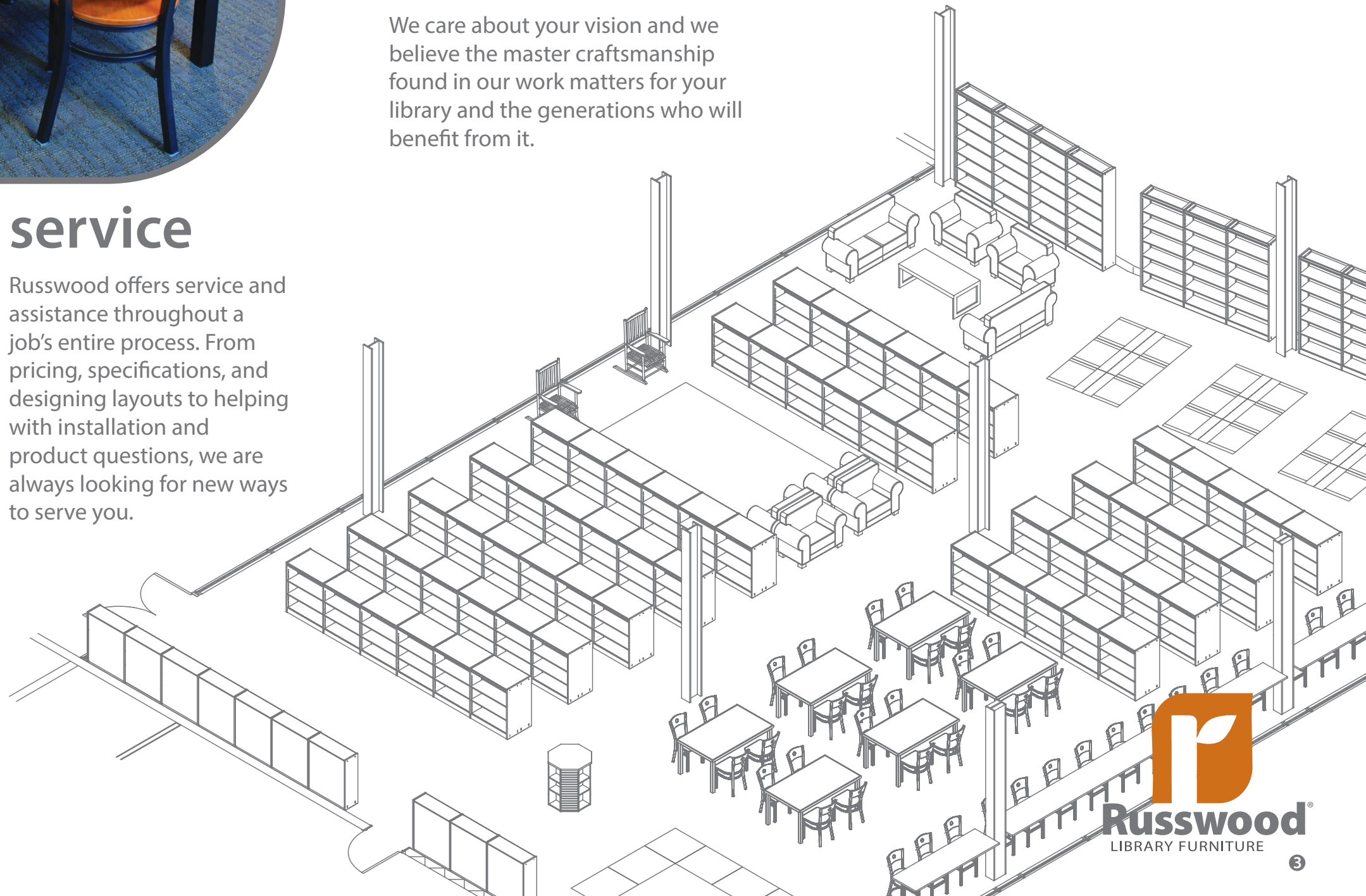
Russwood offers service and assistance throughout a job's entire process. From pricing, specifications, and designing layouts to helping with installation and product questions, we are always looking for new ways to serve you.

tell us your vision

We will work with you to meet your needs, style, usage, and budget.

Our carefully selected dealers are committed to providing you with expert assistance in library design - from detailed specifications to 3D furniture layouts - all the way through the final installation.

We care about your vision and we believe the master craftsmanship found in our work matters for your library and the generations who will benefit from it.



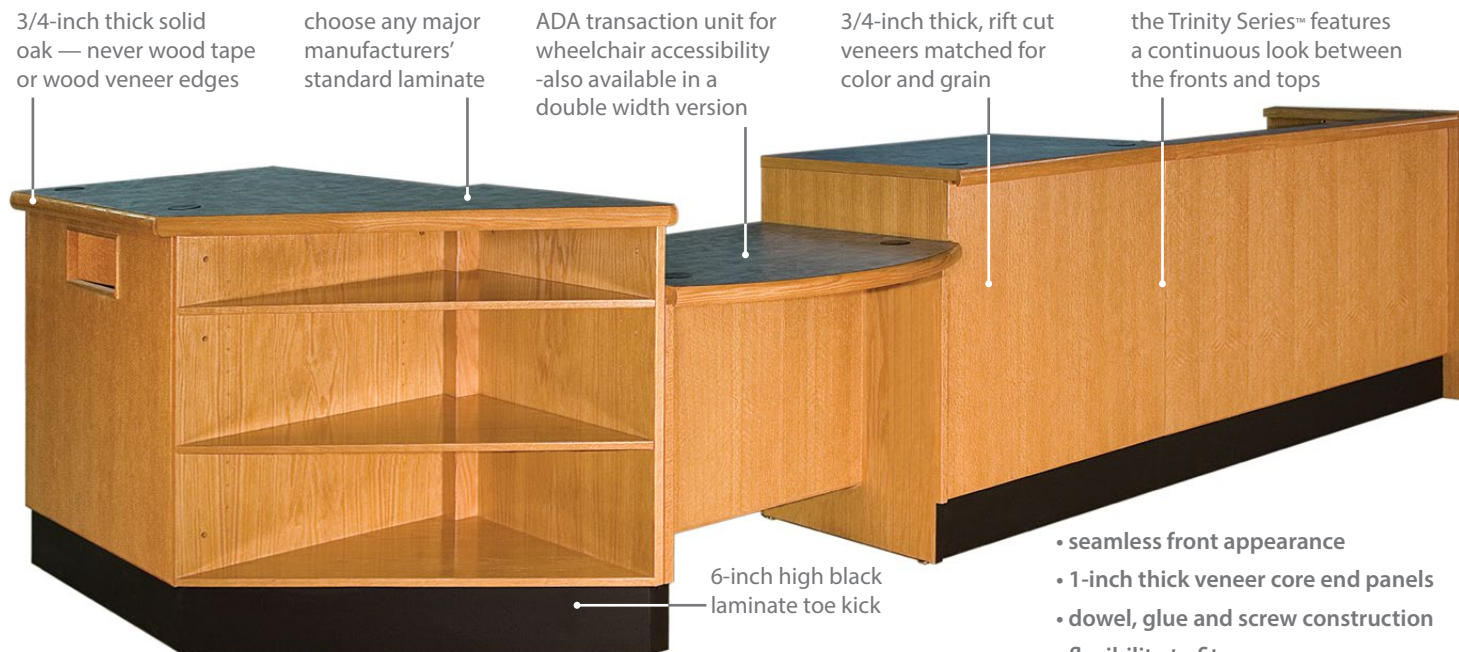
modular circulation desks

We understand that finding the right furniture to meet your needs and optimizing your space makes a huge difference in the function of your library. With Russwood Library Furniture, your circulation desk is custom configured to work with your space. In addition, it is designed to provide the maximum amount of worksurface. Whether you are looking for a traditional look, a modern look, or something in between, Russwood provides the styles, woods, finishes and details to achieve the look you want.

the Russwood modular design system offers you an endless choice of custom configurations



the heartbeat of your library



- seamless front appearance
- 1-inch thick veneer core end panels
- dowel, glue and screw construction
- flexibility to fit any space
- quality built for lasting usage

Dealer Information 1-800-792-0253
Email: info@russwood.net

The Trinity Series™


If you want a continuous look between the fronts and tops of your desk, the Trinity Series is the way to go. Like all of our other circulation desks this series is built with long term usage in mind. Only high quality materials and construction methods are used in vertical panels or structural components — never particle board. All desks are arranged and fitted prior to shipping.



The Kirks Collection™

The Kirks collection reflects a classic style using high quality materials and craftsmanship. We use 1-inch thick handmade oak veneer arched raised panels engineered for a seamless front appearance. The custom work surface edge detail is exclusive to Kirks. There are over 25 functional service units with almost endless footprint possibilities. The design and quality of the Kirks Collection will serve you and your patrons for years to come.

- handmade veneer raised panels
- seamless front appearance
- custom classic edge detail
- 25+ functional service units
- flexibility to fit any space
- quality built for lasting usage



Kirks Edge




The Ultima Series™


By far our most popular line, the Ultima Series is the ultimate in flexibility for arrangement. Each service unit top is fastened to its own base with the look and function of a smooth work surface. The front panels are 3/4-inch thick high quality oak rift cut veneer captured between one inch thick multi-ply veneer plywood panels.

- fully re-arrangeable units
- functional smooth work surfaces
- rift cut veneer captured front panels
- choice of edge and trim packages


Edge Options



Montana



Bullnose

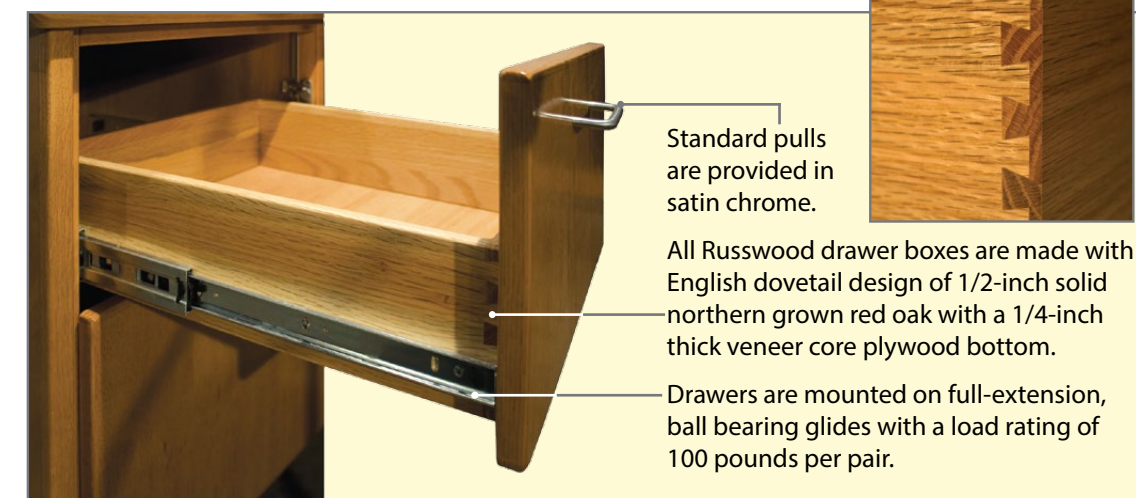


Shallow Bullnose



Premier

All circulation desk edges come standard as flush. Table edges come standard as drop



Standard pulls are provided in satin chrome.

All Russwood drawer boxes are made with English dovetail design of 1/2-inch solid northern grown red oak with a 1/4-inch thick veneer core plywood bottom.

Drawers are mounted on full-extension, ball bearing glides with a load rating of 100 pounds per pair.

custom options

We pride ourselves in the ability to create just about any piece of furniture that you can imagine. Over the years we have seen it all, from desks with solid surface tops to 3Form shelving end panels, laser cut wood animal characters, custom printed laminate, and laser etched logos in glass — that's just to name a few. If you have an idea that's not shown here let us know. Creativity is always welcome.

keep it neutral
or add some color,
the choice is yours!



These are just a few of the many 3form options available. Ask to see more color and design possibilities.




This desk features a custom radius built to match the curvature of the soffit above. Metal standoff panels showcase laser cutouts of the school's logo.



Metal supported patron ledges give this style of desk a modern look. Circular cut-out metal standoff panels are just one of many options to add style to the front of your desk.



Half inch thick black laminate reveals and continuous front panel design add to the look of this classic style of circulation desk.




talk to your dealer about the many different options that are available . . .




This colorful circulation desk really makes a statement with solid surface patron ledges, custom printed laminate and a high-end sculpted front panel.



Whether it's at the end of a run of shelving, the front of your circulation desk, or divider panels for your computer stations, 3form is a great way to add color and style to your furniture.



These panels have a metal and laminate inlay. You can add this same feature to the front of your circulation desk, shelving end panels and table legs to create a uniform look in your media center.



To really add some life to your learning environment, add these colorful, laser cut animal characters to your display furniture and double face shelving units.

The Stately Series™

Russwood Stately Series shelving delivers style and flexibility with a wide selection of options. Using only the best materials (no particle board), they are built to last.

solve all your shelving needs with the best in the industry



solid one-piece oak cornice board

1/4-inch thick veneer plywood back (no fiberboard or melamine)

1-inch thick vertical uprights (no particle board ever). Beware of the terms "3 ply construction" or "solid core construction" - both are particle board

All Russwood vertical uprights are 1-inch thick veneer core plywood "select" grade. All double face starter uprights are rift cut veneer. Adder uprights are plain sliced book matched red oak. *Solid oak uprights are available as an optional upgrade.*

3/4-inch thick solid oak adjustable shelves

Our solid oak shelves are pressure glued continuous strips of solid oak that are no less than 1-inch and no more than 4-inches in width for extra strength. No short pieces, finger joints, or oak strip on the front edge with "mystery" wood for the rest. Russwood gives you the strongest, highest quality solid wood shelf on the market.

solid one-piece oak toe kick

Starter


Shown here is a standard single-faced shelf unit with an optional 1/4-inch thick matching oak veneer plywood back. Starters can be used as individual units or in combination with adder units. Shelves are 35-inches wide with top and bottom frame assemblies, one base shelf and adjustable shelves. Starter units have two, 1-inch thick end panels and are 37-inches wide overall.

Adder

Adder units consist of a 1-inch thick end panel, 35-inch wide top and bottom frame assemblies, one base shelf and adjustable shelves. An adder unit is 36-inch wide overall. Adders can be used with other adders and with at least one starter unit.



The exclusive Russwood pin is designed to trap the flange between the shelf and the upright making it sag proof and nearly tamper proof.



Pins without a flange can be tampered with or can dislodge creating a hazard... or damage



Russwood offers you a wide selection of standard library shelving options

Our knowledgeable and experienced dealers will help you through the challenge of putting together a great library.



Single Face
10"/12" deep; Heights: 36", 42", 48", 60", 72" and 82"



Double Face
20"/24" deep; Heights: 36", 42", 48", 60", 72" and 82"



Fixed and Adjustable Divider Picture Book
Heights: 36", 42", 48" and 60"
Single and Double Face



Periodical Shelf
Heights: 36", 42", 48", 60", 72" and 82"
Single and Double Face



standard veneer top frame



individual laminated top frame



continuous laminate tops



mobile picture book



periodical & newspaper



shelves with glass doors



end of range shelving



Your submittals are handled by our experienced project managers

email: info@russwood.net
website: www.russwood.net
dealer information:
1-800-792-0253



The Quest Series™

Russwood Quest Series shelving utilizes the same high quality wood components as our standard Stately Series but with the added style of metal shelves. Quest Series shelves are 18 gauge aluminized steel with a powder coated finish. All metal shelves are 12-inches deep and able to support 150 lbs. per shelf. Shelves meet Library Technology Report requirements. The underside of each shelf end has machined slots to fit over our sag proof, tamper resistant shelf pins.

our aim with the Quest Series is to give you design and style options with metal shelf colors

* see back cover for color options



back stop shelving



periodical

Ask your dealer for specific details on Quest Series shelf types: standard flat, periodical, adjustable divider picture book, back stop, and multimedia shelves with adjustable dividers.



adjustable divider



flat



Antimicrobial Shelves

Russwood metal shelves are available with a specially formulated coating that provides protection against the growth of bacteria, mold, and mildew. This is a great option for schools and medical facilities.

go mobile with your double face Stately, Quest and Bookstore shelving

Built with the same quality materials and construction methods as our standard shelving, Russwood's bookstore shelving offers you a dependable shelving and display option. You can choose veneered or laminated end-panels or add veneered or laminated slat-wall panels. And, by popular demand, our book-store shelving also has its own welded steel mobile frame – also with a life time warranty!



The Titan Mobile Cart™

the safest and strongest mobile shelving available



The recessed frame is precision welded angular steel with heavy-duty ball bearing casters.

The Titan Mobile Cart is designed so that the uprights bolt directly to the steel frame to bear all the weight (many manufacturers use wood blocks or other weaker assemblies). The Titan Cart is available for use with 24-inch deep units that are 36, 42, 48 and 60-inches tall.

Our Titan Mobile Cart is so strong that we offer a **LIFETIME WARRANTY**



Unlike most other carts, the Titan Cart raises the shelving a mere 3/4-inches off the floor making it virtually tip proof.

leg based furniture

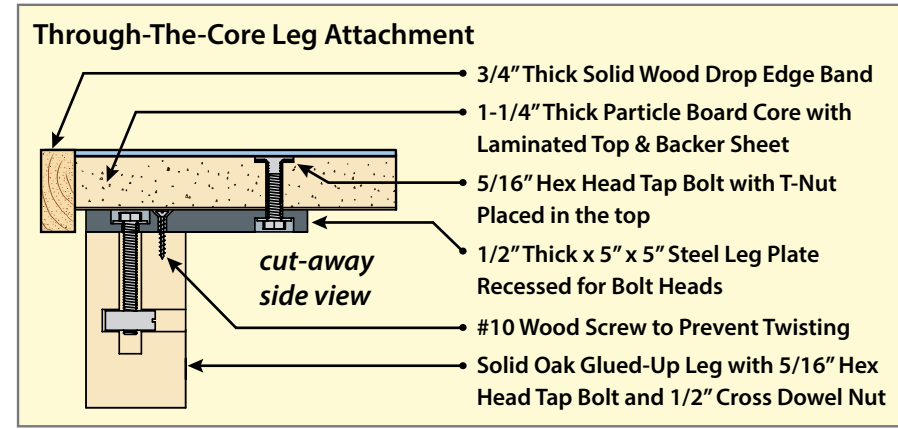
Today's multi-purpose use of Media Centers require that tables be constantly moved back and forth. The question is, "Will your table legs stay on when you move them?"

go ahead
pull, slide, or drag!

We guarantee ours will! With Russwood's *through-the-core* leg attachment, your table legs will never fall off - no matter how many times you move them. (Tested to 1200 lbs/pressure per leg!)

Other tables are built with bolt inserts in the core (not through it.) The holding power relies on the inserts - not the bolts. Inserts are never as strong, no matter how many are used. Even apron based table legs will loosen from moving over time. So, don't settle for anything less than *through-the-core* tables.

RUSSWOOD GIVES YOU A LIFETIME WARRANTY ON LEG ATTACHMENT



Through-The-Core Leg-Attachment is also used with our metal leg tables.

Excellence is going beyond what is expected. So we aim for excellence when applying our wood edge-bands too. We use the industry standard hot-melt Jowat industrial glue. Most manufacturers only use glue, but we go beyond what is expected and hand drill furniture grade wood screws into table cores and the edge-band. Our edge-bands never come off.



VARIETY IS THE SPICE OF LIFE! We've worked hard to develop a wide range of options and resource accessories. Ask about our power and data options for your tables. If round corners and premium quality PVC edges better suit your preference, we can provide those options. Casters? No problem. If one of our five wood leg options doesn't quite fit your palette, let's talk about it. Need a different paint color? We can get that color. Give us the time and honor our effort to make it happen your way, and we'll give you variety.

- Customizable Options:
- table top shape and size
 - edge material, style & color
 - leg material, style & color
 - laminate Selection
 - accessories



panel based furniture

Russwood panel based furniture is ideal for computers - side panels and wiring grommets do a great job of hiding wires and organizing computer stations. 3Form Organics and custom printed laminate end panels are just a few of the many styles of panel based furnishings offered. With Russwood's full line, the possibilities are almost endless.

perfect for computer stations!



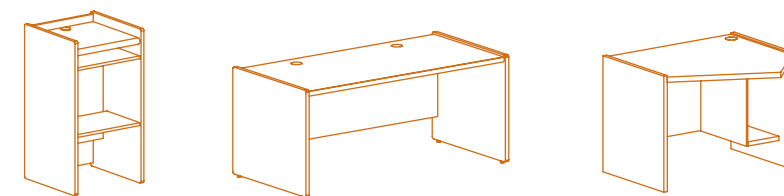

Conference table tops are available in many different shapes and sizes. We can also add worksurface power, data and technology management bases.



Our Computer stations can be individual starter units or grouped together as starter and adder units to fit your learning environment space. Talk to your dealer about the different widths, depths, and heights that are available.



Angled computer desks are a great ergonomic solution when students must observe a lecture and a monitor.



All of our display units are built with the same commitment to quality as every other unit in our line - veneer core oak plywood, solid oak edge bands, dowel, glue and wood screw construction. Your Russwood dealer has specific details on these and all other display units.

eye catching excellence...



This four sided display unit can be built just the way you want it. Choose from slatwall, cork board and dry erase panels.



slat wall mobile display



magazine or newspaper rack

...classic display options to enhance your media center

Featuring adjustable solid wood dividers, the big book and display bin can also be mobile using the Titan Mobile Cart.



four tower paperback display



big book and display bin



octagon display

match your media office furniture with your library

Your Russwood dealer can assist you in creating the desks you need - add drawer pedestals, credenzas, wall cabinets, cabinets - or select from a range of other options to accommodate your specific office environment.



executive desk with return

wood desks:

- 1-inch thick veneer core structural panels
- 1/4-inch thick solid oak panel edge band
- 3/4-inch thick solid oak work surface edge band
- 1/2-inch thick oak drawers with English dovetail construction
- matched oak face veneers & horizontal grade HPL laminate



Mobile drawer pedestals are available for use with your office or circulation desk and with a load rating of 300 lbs per caster, they are built to last.



Teacher's desk featuring a captured top option.



This laminate teacher's desk is shown with a gray top, black base and black 3mm PVC edges. With countless color options for laminate and PVC edges, we can manufacture your desks to fit whatever style you want in the classroom. Built with dowel, wood glue, and metal L bracket construction.



Multiple storage options are available.

seating and lounge

Seating and Lounge furniture is the quickest and most cost effective way to compliment architecture and add color and style to any learning environment. That's why Russwood offers a wide range of seating options. Here are just a few of the many different styles available. Ask your Russwood dealer for the full offering.

your seating needs are solved!



RW-504 - Solid



dot



pic frame



matrix



bell dot



slot



three slot




cc cutout



custom



RW-527 - Solid




dt dot



mx matrix



5h five hole



solid



RW-501



RW-501 BS



RW-1900B-US



RW-991 A-USC



RW-991



RW-991BS-US



RW-W640A



RW-W640



RW-W640BS



RW-1800-AR



RW-1800BS-50



RW-960-V



RW-18119



RW-18118 USB



RW-18113



RW-18113 USB



RW-1826



RW-1826 US



RW-ATESSA



RW-2100-21



RW-SANITA



RW-1500



RW-1400



RW-MANHATTAN



RW-STEPHEN



RW-MAGEN



RW-CONVERSATIONS



RW-2-470



RW-3-013



RW-4824-074




RW-2424-074



RW-3US509



RW-24S18-C



RW-24S18



RW-18R18

Dealer Information 1-800-792-0253
Email: info@russwood.net

Russwood
LIBRARY FURNITURE

wood finish samples



Natural Red Oak



Natural Hard Maple



Fruitwood on Red Oak



Amarillo on Red Oak



Walnut on Red Oak



Dark Walnut on Red Oak



Light Cherry on Red Oak



Cherry on Red Oak



Mahogany on Red Oak



Medium Oak on Red Oak



Fusion Oak on Red Oak



Dark Oak on Red Oak



Redwood on Red Oak



Chestnut on Red Oak



Amber on Red Oak

Please request a sample box for accuracy when selecting colors. Maple wood species is available for an upcharge.

standard metal finishes



Champagne/Putty



Sand



Light Grey



Arctic White



Tan




Black



Medium Grey



Oyster



Autumn White



Stone



Yellow



Crimson



Evergreen



Orange



Blue

FSC® products are available.




The mark of responsible forestry

laminates

Choose any standard laminate color from any U.S. manufacturer. With Russwood there is no limit to your creativity – you can get the look you want.



matching wood finishes



stone & granite finishes



color & pattern finishes



Dealer Information: 800-792-0253 Fax: 919-779-7403 Email: info@russwood.net
2009 Carr-Pur Drive | Raleigh, NC 27603 | www.russwood.net